

NUTHURST PARISH COUNCIL

HAVE YOUR SAY

A survey of residents' views

Please read the results

The following is a short summary of the Report written by Action in rural Sussex

It provides the main findings in words and graphs

If you would like to read the whole report, including residents' comments, the Clerk will be happy to provide you with a copy

e-mail: clerk@nuthurst-pc.co.uk

Over the next few months, the Parish Council will use this information to decide which projects to work upon

Have Your Say SURVEY SUMMARY REPORT

Nuthurst Parish

Horsham District

May 2021

Action in rural Sussex

1 KEY FINDINGS

1. A total of 379 responses were received to the survey. This represents a response rate of **26%** based on the number residents aged 18 years and over. (**1437** - 2011 census) and a response rate of **47%** based on the number of households (**800 households**)
2. The majority of respondents to the survey (77% of those responding to the question) indicated they did not have children under the ages of 18 living in their households with (75%) indicating they did not have children under the ages of 12 living with them.

In relation to the 0-12 year olds,

330 respondents answered this question of which 249 indicated they had no such age group living with them, 38 respondents indicated one individual living with them, 35 respondents indicated 2, 7 respondents indicated 3 with only one respondent indicating they had 4+ of this age group living with them.

In relation to the 13-18 year olds,

281 respondents answered this question of which 215 indicated they had no such age group living with them, 46 respondents indicated one individual living with them, 14 respondents indicated 2, 6 respondents indicated 3 with no respondent indicating they had 4+ of this age group living with them.

In summary based on those who responded to the survey, there are One hundred and thirty three (**133**) 0 -12 year olds and ninety two (**92**) 13-18 years olds living in the parish.

3. In response to how residents have found out about the work of the Parish Council, the greater majority of those responding to the individual options (308) 90% were through the LINK Magazine. This followed by the second majority of 198 (62%) by Word of mouth and a third majority of 165 (53%) through Notice boards.
4. A higher majority of respondents to the survey (**213**) **62% supports a full renovation of the children's playground.** Followed by (72) 21% supporting a partial renovation, (50) 14% have no opinion while (11) 3% of respondents do not support any renovation of the children's playground.
5. With regards to the provision of informal-use, outdoor equipment /facilities for teenagers and adults, a higher majority of respondents to the survey (**220**) **64% supports the provision of such equipment and facilities,** (63) 18% do not

support and (60) 17% have no opinion.

6. In response to what additional facilities, if any, would resident's support on the field behind Woodlands Walk,

The majority of respondents **(144) 53% indicated to leave the field as it is** with (84) 31% indicating not to leave the field as it is.

The majority of respondents **(139) 49% would support a fitness trail** for teenagers/adults with (103) 36% indicating they would not support it.

The majority of respondents **(134) 50% would support a community orchard** with (89) 33% indicating they would not support it.

The majority of respondents **(139) 51% would support a picnic area** with (101) 37% indicating they would not support it.

The majority of respondents **(135) 50% would NOT support allotments** with (98) 36% indicating they would support it.

The majority of respondents **(130) 48% would NOT support football** with (99) 37% indicating they would support it.

7. There was an almost equal rate of response to the question 'would you or someone in your household use any of these additional facilities in the field behind Woodlands Walk. 141 (42%) indicated they would use the additional facilities with (140) 41% indicating they would not use the additional facilities.
8. Another close response rate showed (154) 46% of respondents would support the commissioning of a second feasibility study for a shared pedestrian/cycle path at a cost of about £10,000 with (151) 45% indicating they would not support it.
9. In response to using a shared pedestrian/cycle path along the A281 to Horsham.

Cycling

A majority (153) 51% would never use a shared pedestrian/cycle path along the A281 to cycle to Horsham.

(68) 23% would cycle weekly

(38) 13% would cycle less than monthly

(26) 9% would cycle monthly and (17) 6% do not know

Walking

(96) 29% would never use a shared pedestrian/cycle path along the A281 to walk to Horsham.

Closely followed by (91) 28% who would walk weekly
(67) 20% would walk less than monthly
(51) 16% would walk monthly and (24) 7% do not know

10. In response to what would help to improve road safety in the Parish
The greater majority of those responding **(238) 73 % indicated a pedestrian crossing** on the A281 in Mannings Heath **would help improve** road safety with (54) 17% indicating it will not

The greater majority of those responding **(235) 71 % indicated a 30 mph speed limit** on the A281 through Monks Gate and Mannings Heath **would help improve** road safety with (72) 22 indicating it will not

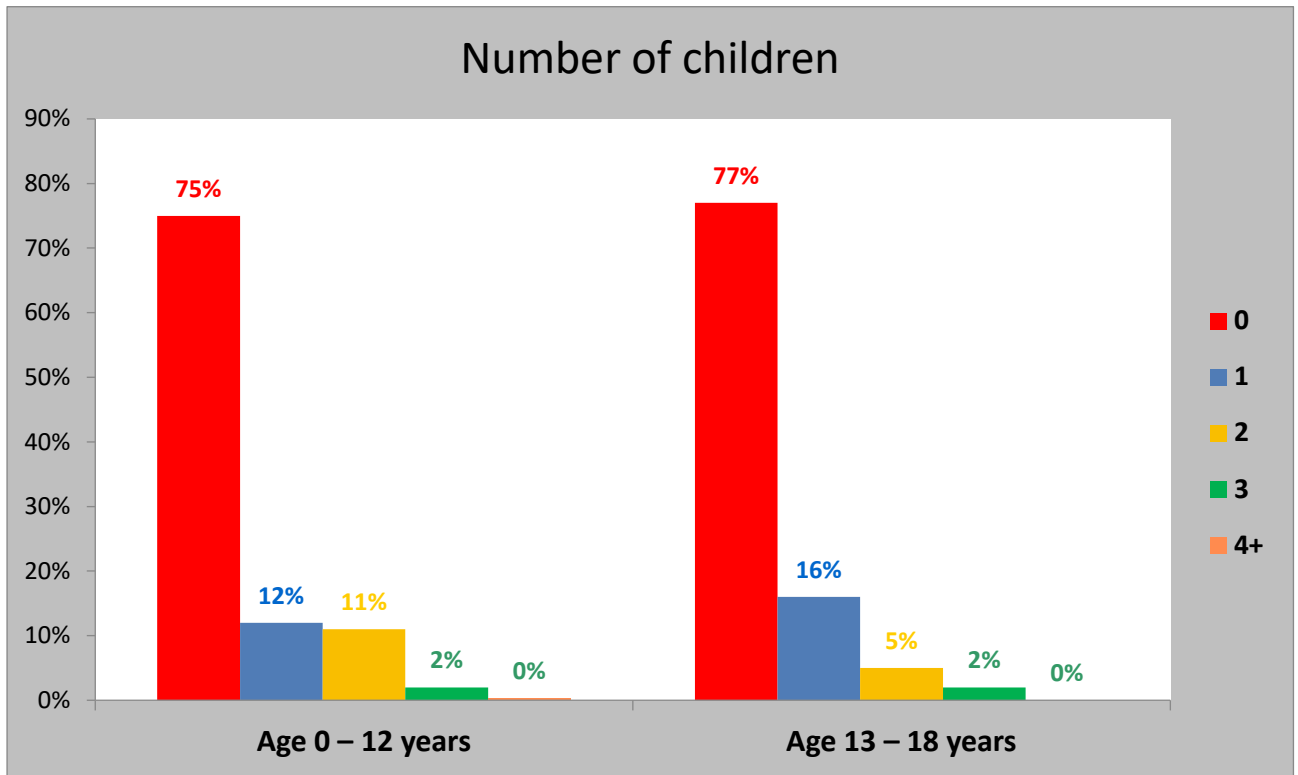
The greater majority of those responding **(233) 71 % indicated more speed limits signs** and tighter speed limits on the lanes in the hamlets **would help improve** road safety with (68) 21% indicating it will not

A majority of those responding **(156) 50 % indicated installation of white village gateways in the hamlets** that do not have them in an attempt to reduce traffic speed **would NOT help improve** road safety with (124) 39% indicating it will help improve road safety.

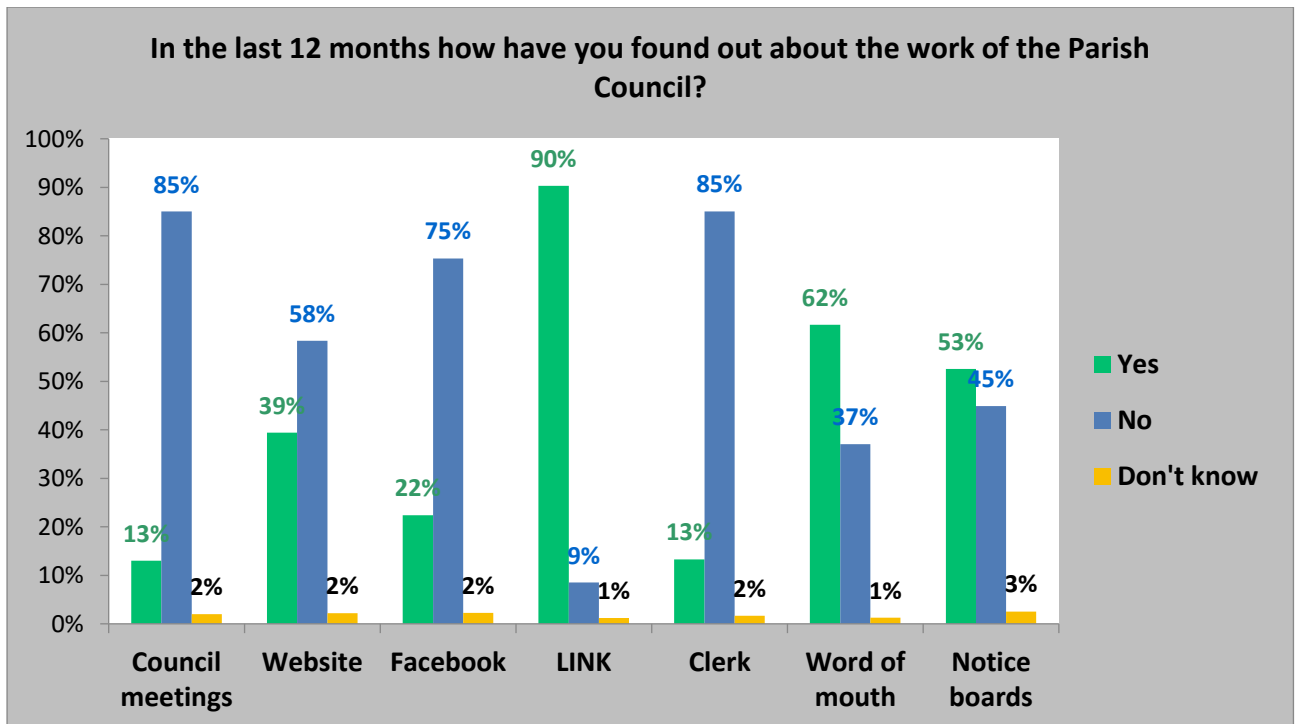
11. Of those residents who responded the survey,
(219) 65% live in Mannings Heath
(30) 9% live in Nuthurst
(28) 8% live in Maplehurst
(24) 7% live in Monks Gate
(18) 5% live in Sedgwick and
(16) 5% live in Copsale

2 SURVEY RESPONSES

1. How many children live in your house?



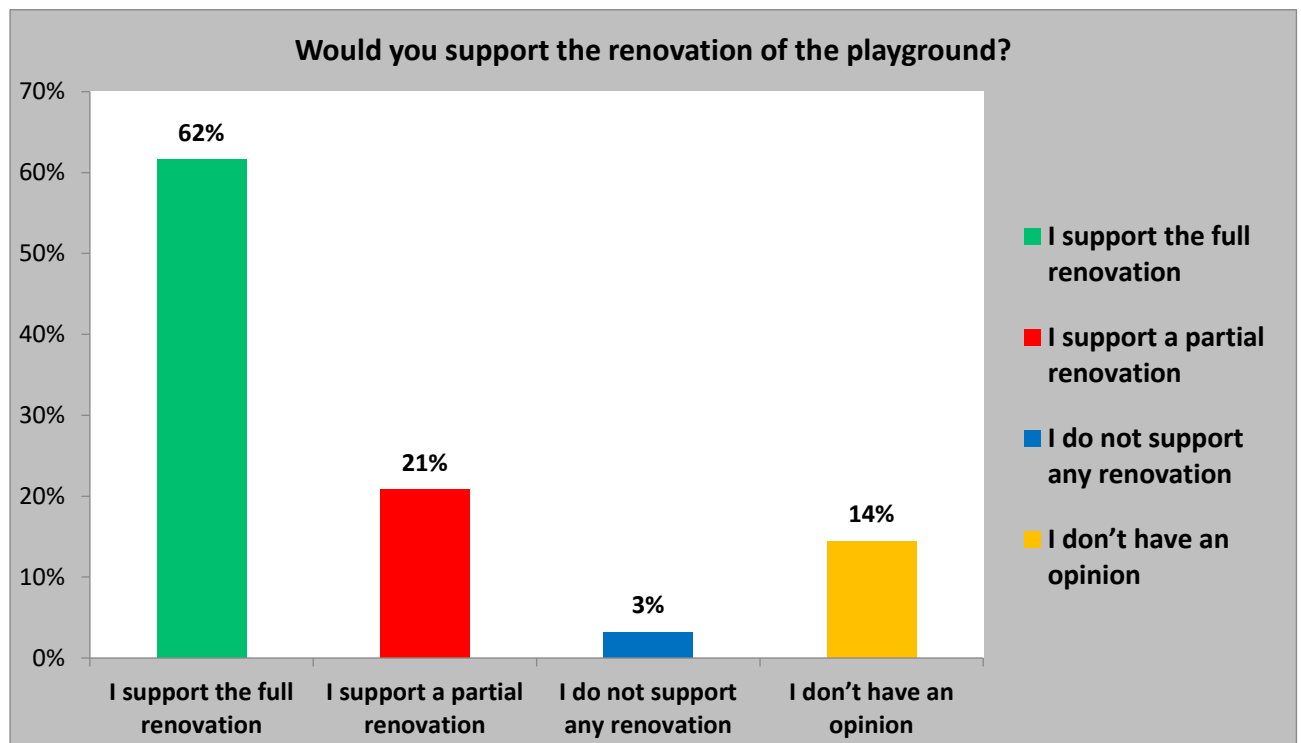
2. In the last 12 months how have you found out about the work of the Parish Council?



Outdoor equipment and activities - The Children's Playground in Mannings Heath

The present play equipment is over thirty years old, metal and old-fashioned. The Parish Council has had quotes of up to £75,000 for the complete renovation of the children's playground (suitable for up to 12 years of age). This might include a trim-trail and house with a slide for example. The Parish Council has set aside £18,000 for this project and hopes to secure grants for the remainder of the costs from the National Lottery for example.

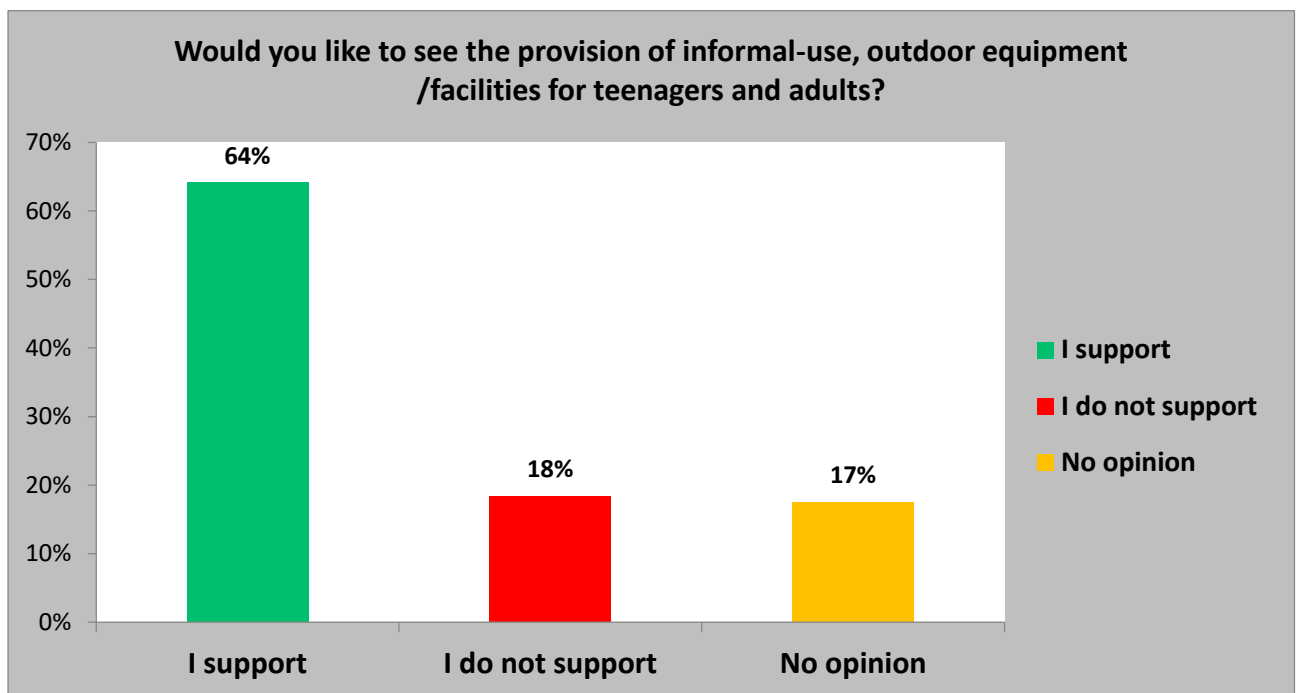
3. Would you support the renovation of the playground?



Facilities for older children and adults

The current play equipment on Mannings Heath Village Green is for children under 12 years of age. There are organised activities for older children (teenagers) and adults in the Parish, for example, badminton, table tennis and cricket, but no informal, outdoor keep-fit/play equipment. Such outdoor equipment could include a trim trail, gym and exercise equipment for example. The Parish Council has had quotes for up to £10,000. Again the Parish Council hopes to secure grants.

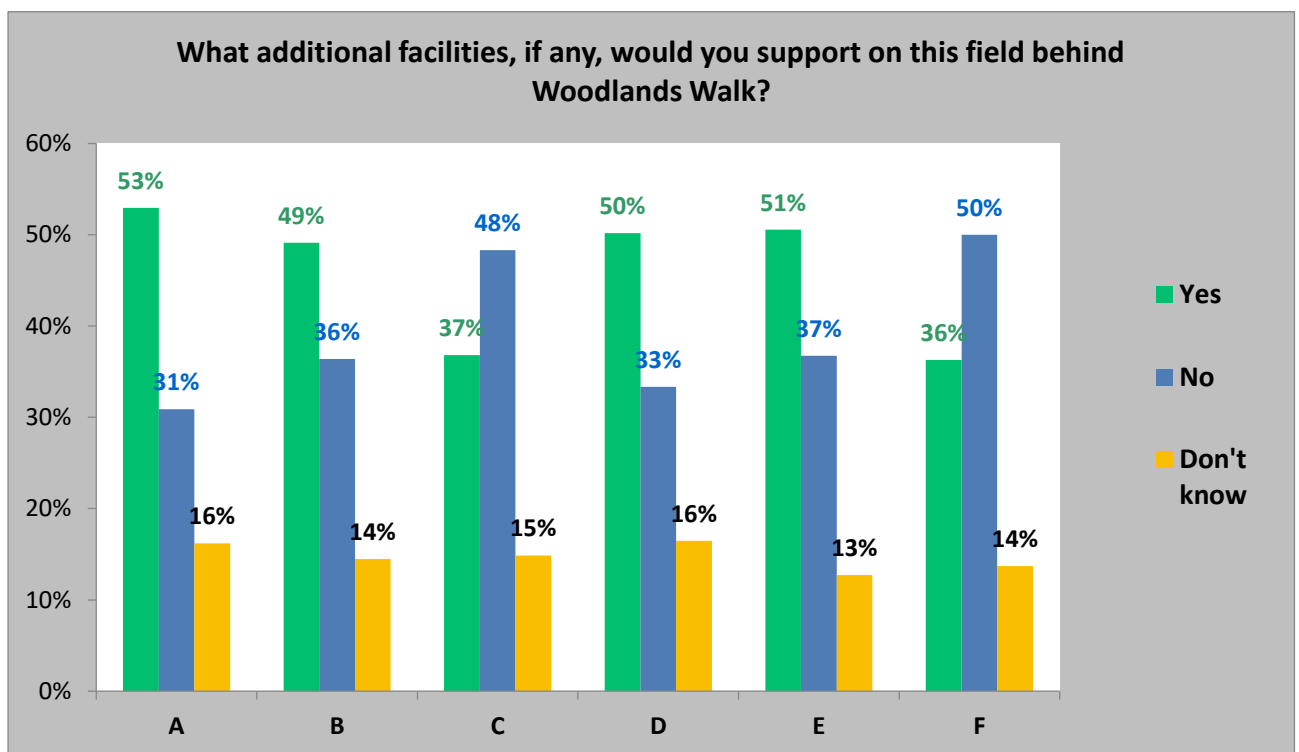
4. Would you like to see the provision of informal-use, outdoor equipment/facilities for teenagers and adults?



Public open space behind Woodlands Walk

Horsham District Council (HDC) owns a field behind Woodlands Walk in Mannings Heath which is available for public use. It has been suggested to the Parish Council that this field could be better used. This would be dependent on the Parish Council obtaining HDC's agreement to allow agreed activities to take place and for any associated equipment to be installed. However, people who live nearby have concerns, for example that there is no allocated parking, the field is not visible to public view and access by emergency vehicles would be an issue.

5. What additional facilities, if any, would you support on this field behind Woodlands Walk?



A: No facility – leave field as it is

B: Fitness trail for teenagers/adults

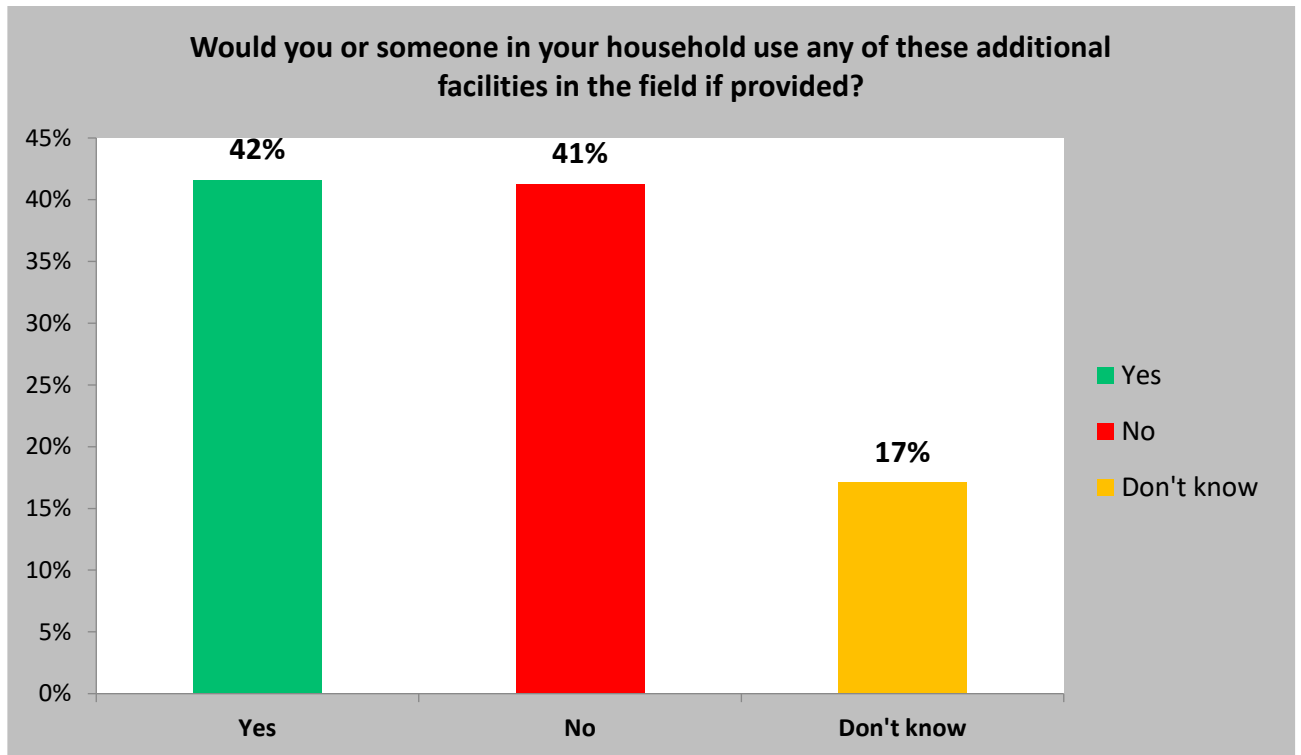
C: Football

D: Community orchard

E: Picnic area

F: Allotments

6. Would you or someone in your household use any of these additional facilities in the field if provided?

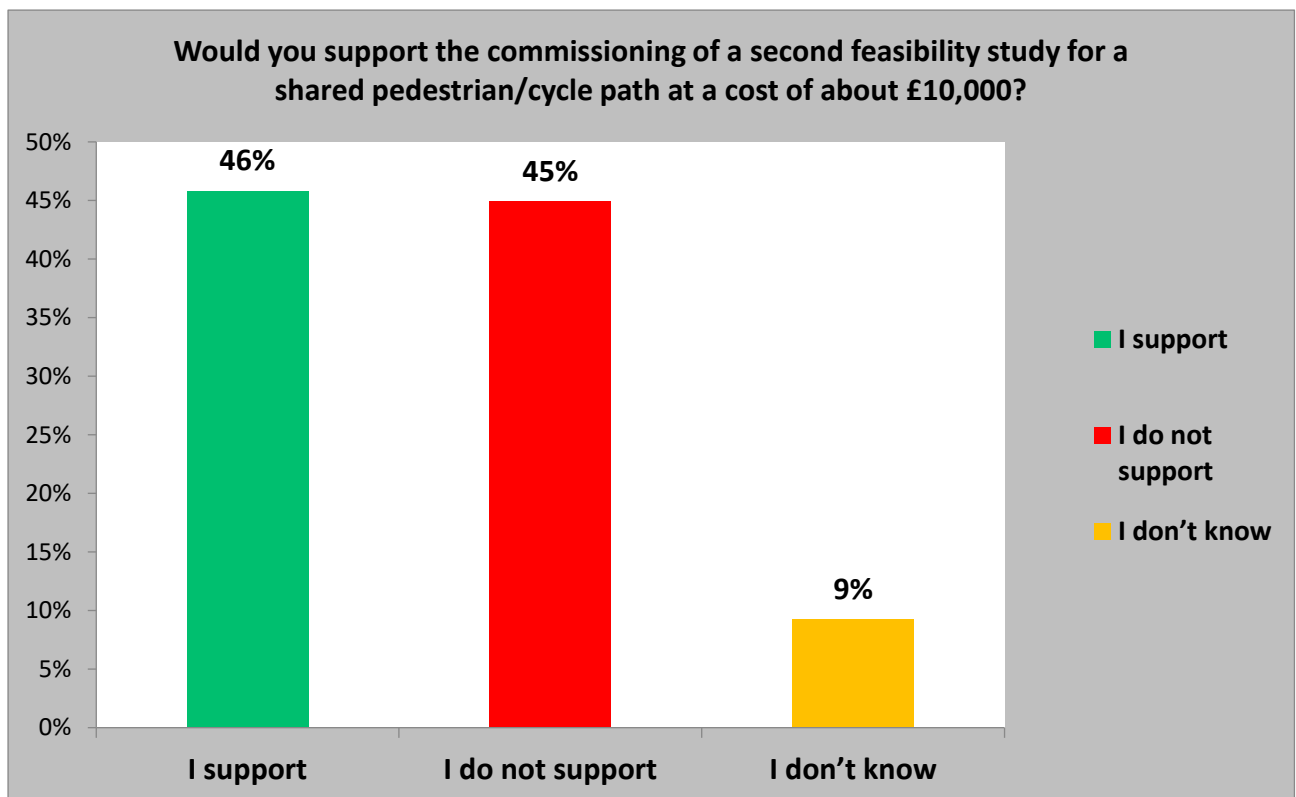


Transport and Road Safety

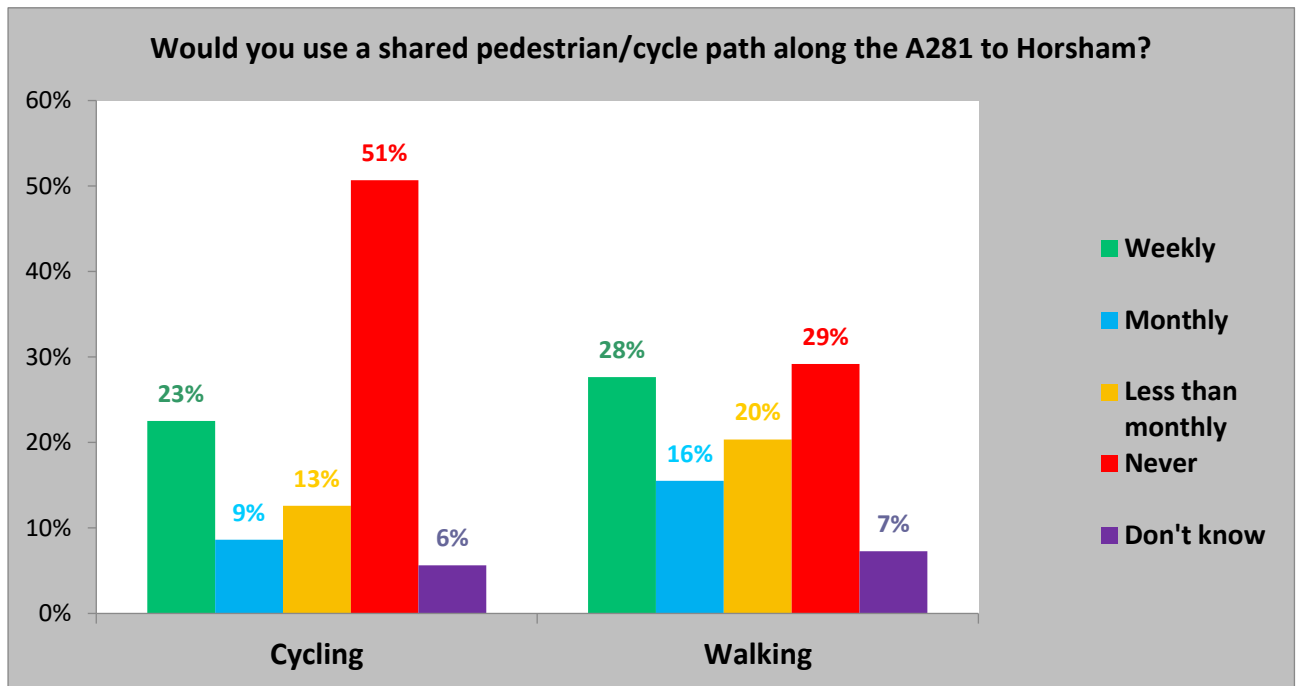
Shared pedestrian/cycle path, Monks Gate to Horsham along the A281

This project was an aspiration in the Nuthurst Parish Neighbourhood Plan. Therefore, the Parish Council asked the Horsham District Cycling Forum to conduct a survey of the A281 as a potential shared pedestrian/cycle path to Horsham. The survey concluded that, "The current design of the road fails to provide a viable cycling and pedestrian route to Horsham". However, in the light of the Government's current cycling initiative, one possible project is to revisit the option of a shared pedestrian/cycle path from Monks Gate to Mannings Heath to Horsham. The Parish Council has received a quote of about £10,000 to carry out a second study of the feasibility of a shared pedestrian/cycle path to Horsham.

7. Would you support the commissioning of a second feasibility study for a shared pedestrian/cycle path at a cost of about £10,000



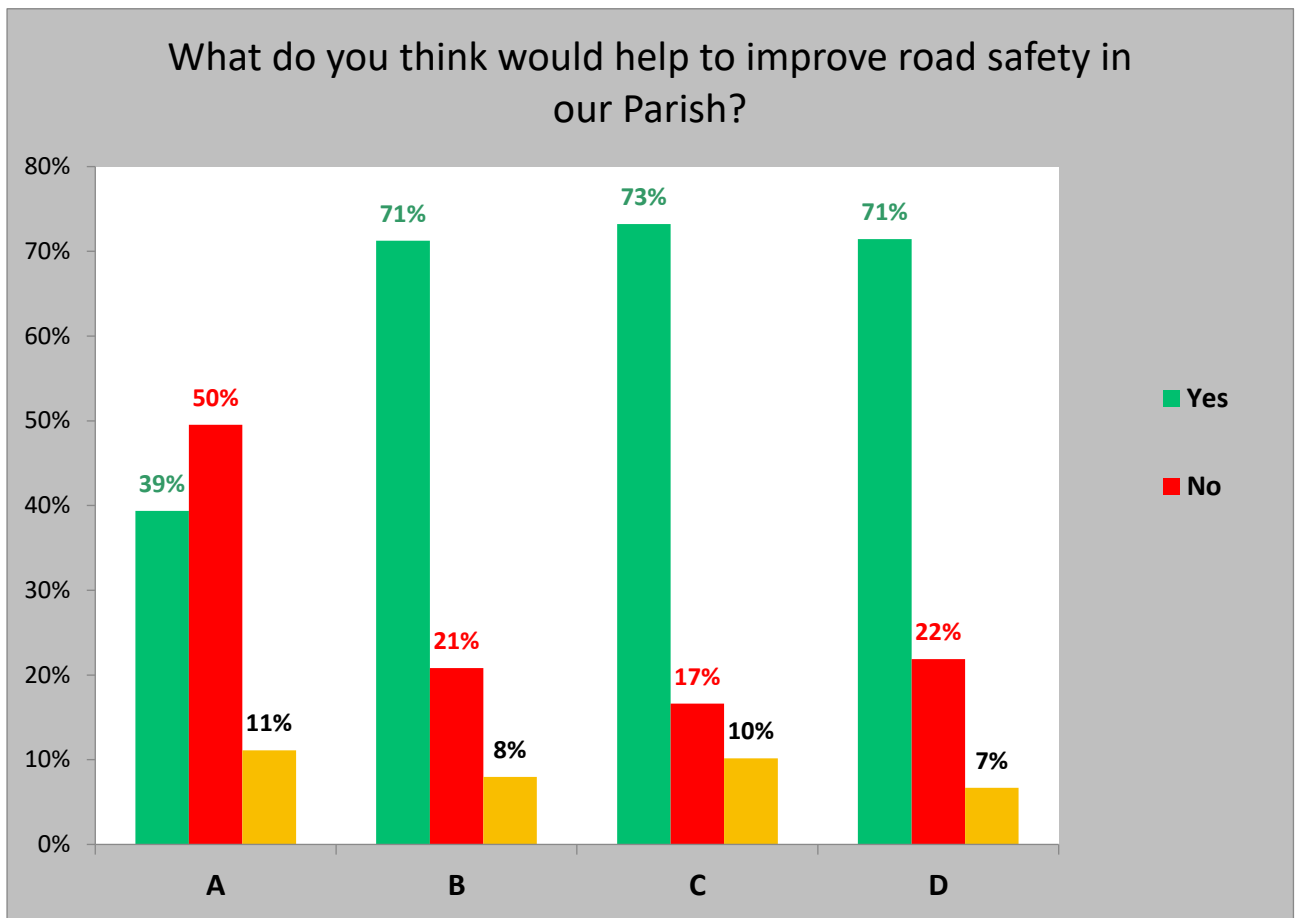
8. Would you use a shared pedestrian/cycle path along the A281 to Horsham?



Road safety throughout the Parish

Improvements to road safety are a matter for West Sussex County Council and are difficult to achieve. However, we want to know your views. This is because the results from this survey will help us when asking WSCC for improvements to road safety.

9. What do you think would help to improve road safety in our Parish?



A: Installation of white village gateways in the hamlets

B: More speed limit signs and tighter speed limits on the lanes in the hamlets

C: A pedestrian crossing on the A281 in Mannings Heath

D: A 30 mph speed limit on the A281 through Monks Gate and Mannings Heath

About You

10. Which village or hamlet do you live in?

